

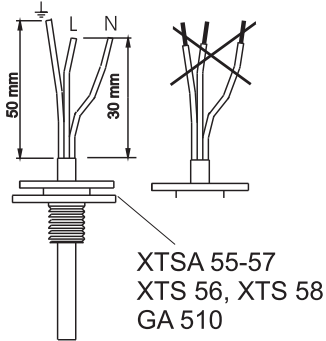
ASENNUSOHJE, INSTALLATION INSTRUCTION, MONTAGEANWEISUNG, INSTALLATIONSANVISNING

GA 100 Valintavirranottolaite	GA 100 Adapter	GA 100 Adapter	GA 100 Adapter	EUROPE FI, CE	USA/CANADA UL
sähköiset arvot	electrical properties	elektrische Eigenschaften	elektriska egenskaper	Un 250V, In 10A	1200W, 120V, 60Hz
Suojausluokka	Class	Schutzklasse	Skyddsklass	1	1
Vetolujuus	Pull strength	Zugfestigkeit	Draghållfasthet	100 N (20 lbs)	100 N (20 lbs)
Taivutusmoment	Bending moment max. 2,5 Nm	Biegemoment	Böjmoment	max. 2,5 Nm	max. 2,5 Nm
Käytetään kohdevalaisimien Kiinnitykseen 3-piirikiskoihin	For connection of spotlights to 3-circuit tracks.	Für Aufspannen von Strahlern in 3-Phasenschienen	För anslutning av spotlights i 3-fasskenor	GLOBAL pro XTS(F), GNC7, Hoffmeister, Eutrac, iGuzzini, Zumtobel Staff, Erco	GLOBAL pro XTS...UL GNC7...UL

WARNING - NORDIC ALUMINIUM LIGHTING TRACK SYSTEMS

It is forbidden to use any kind of solvent, glue, grease, oil or cleaner etc. in contact with Nordic Aluminium adapters or other lighting track components. These foreign materials can cause cracking and/or damage to the components for which Nordic Aluminium will not be liable for.

Liittäkäapelin vaipan poisto.
Avmantling av kabeln.
Entschälung des Kabels.
Stripping of the cable.



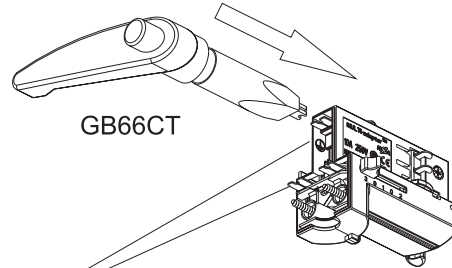
Monilankainen liittäjäjohto 0,5...1,0mm².
Mångtrådig kopplingsstråd 0,5...1,0mm².
Mehrdrahtleitung 0,5...1,0mm².
Cord stranded wire 0,5...1,0mm².

Johtimet painetaan liittimiin johtimien kiinnitystyökalulla (GB66CT).

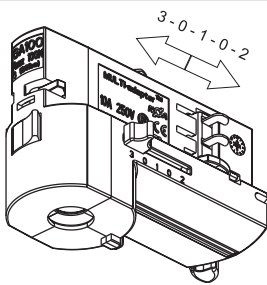
Ledarna trycks in i kontakterna med fästverktyg (GB66CT).

Die Leitungen werden in Anschlußklemmen mit Hilfe des Einsetz Werkzeug zugepresst (GB66CT).

The conductors are pressed into the connectors by the cable mounting tool (GB66CT).



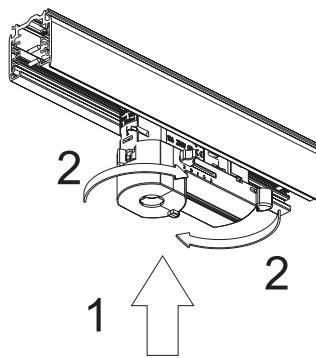
Eristyksen lävistävä liitin (3x) liittäjäjohdolle.
Envägskoppling (3x) för anslutningsledare.
Einwegverbindung (3x) für die Leitung.
Slot connection (3x) for conductor.



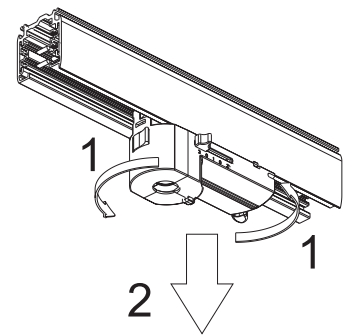
Vaiheet (1, 2 tai 3) voidaan valita ennen virranottolaitteen kiinnitystä kiskoon tai kiinnitettynä.
Fasen (1,2 eller 3) kan väljas före koppling i skena eller därefter.

Wahl der Phase (1,2 oder 3) vor der Aufspannen in der Schiene oder nacher.

Choose the phase (1,2 or 3) before fastening into the track or afterwards.



Virranottolaitteen kiinnitys kiskoon.
Koppling av adaptern.
Aufspannen des Adapters.
Fastening of the adapter.



Virranottolaitteen irroitus kiskosta.
Lösgrände av adaptern.
Auslösung des Adapters.
Removing the adapter.

Product and operational safety

It is allowed only to use the parts presented and they must be installed according to these installation instructions. NORDIC ALUMINIUM Plc as manufacturer of the product is not responsible for the safety and function of the system if parts not belonging to this are used or if any deviations from the installation instructions are made. It is then the user's responsibility to ensure The electrical, mechanical and thermal compatibility between the product and the fixtures attached to it.

Manufacturer
Tillverkare
Hersteller
Valmistaja

NORDIC ALUMINIUM

Europe
P.O. Box 117, FI-02401 Kirkkonummi, Finland
Tel. +358 20 7660 200, fax +358 20 7660 485
www.nordicaluminium.fi
USA
Nordic Aluminium, Inc. 1075 Old Norcross Road,
Suite A, Lawrenceville, GA 30045, USA
Ph: 678-407-7876, Fax: 678-407-7875

